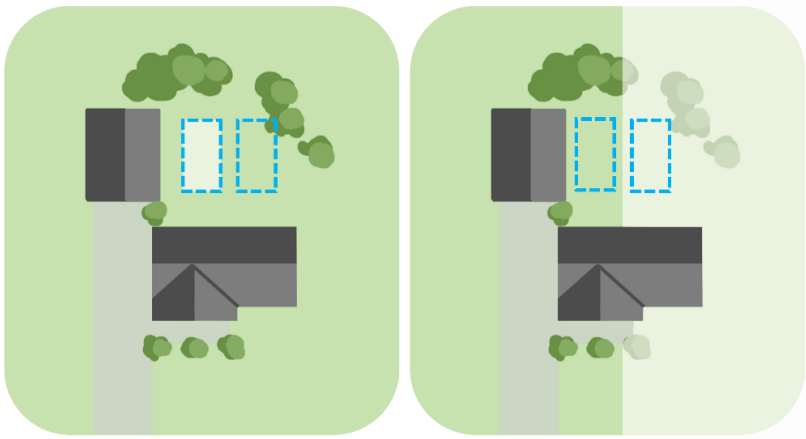


# WiBee: THE WISCONSIN WILD BEE APP

## How to Choose your Survey Sites for No Mow May

Before you start collecting data, you will need to choose two areas of your lawn to survey. You can leave some or almost all of your lawn unmowed, you just need to mow at least one of your survey areas and leave the other unmowed until your surveys are completed.

**DO:**

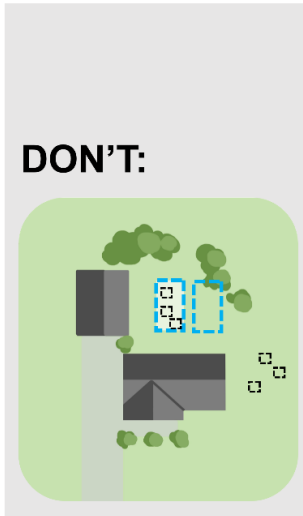
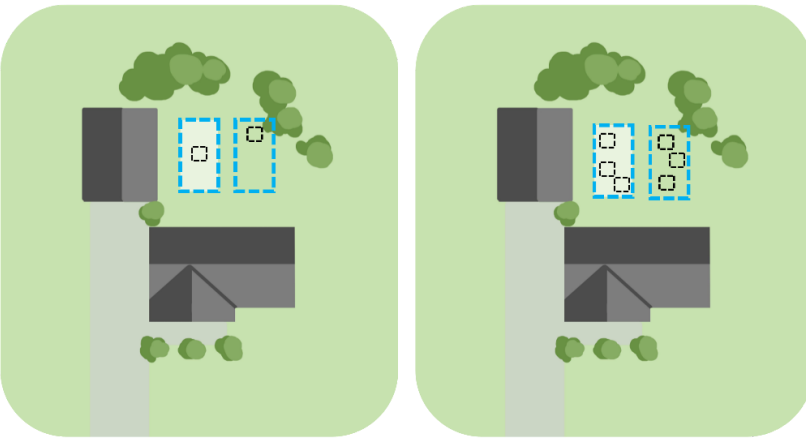


**KEY:**

 Mowed lawn	 Mowed survey area
 Unmowed lawn	 Unmowed survey area

All of your WiBee surveys should be completed in these two areas, so choose your survey areas wisely!

**DO:**

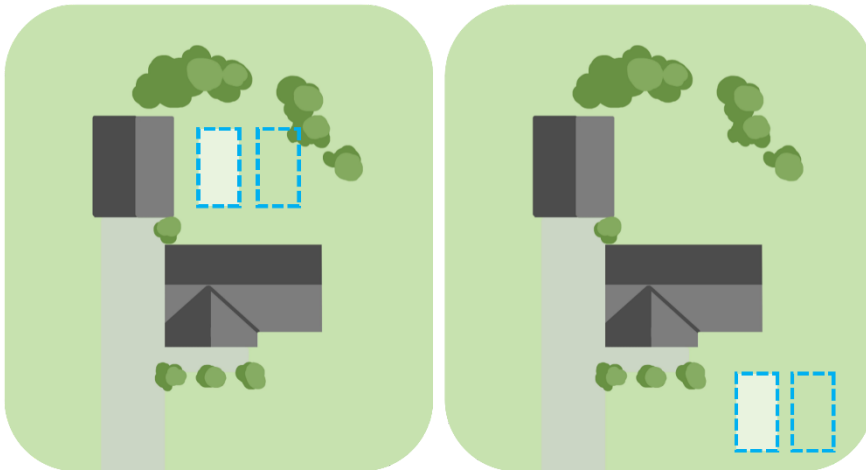


Below, we outline some recommendations for choosing your two survey areas. If you can't find specific areas in your lawn which fit all of these criteria, that's ok! Just try your best to find areas that are as similar as possible.

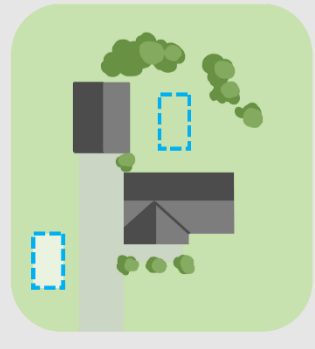
## Tips for choosing your survey areas

Tip 1: Survey areas should be adjacent to each other. For example, if you have a front yard and a back yard, both survey areas should be in either the front yard or back yard.

**DO:**



**DON'T:**

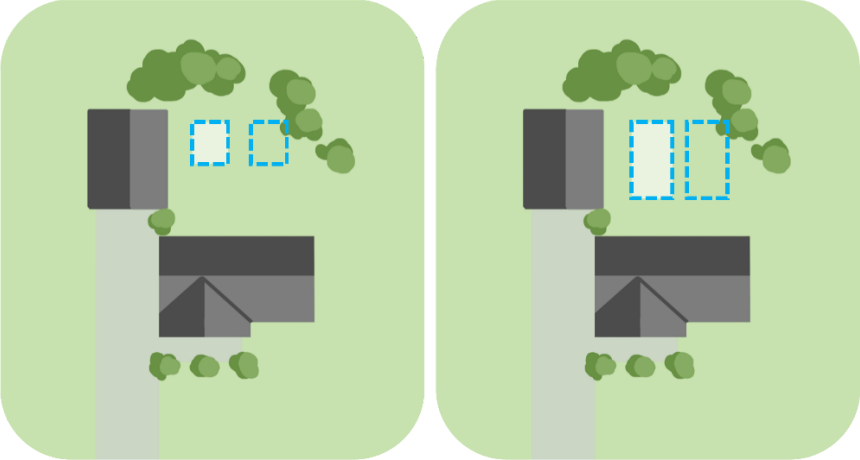


**KEY:**

	Mowed lawn		Mowed survey area
	Unmowed lawn		Unmowed survey area

**Tip 2: Survey areas can be large or small, but should be approximately the same size and shape. We also recommend that each survey area is at least 25 square ft in size.**

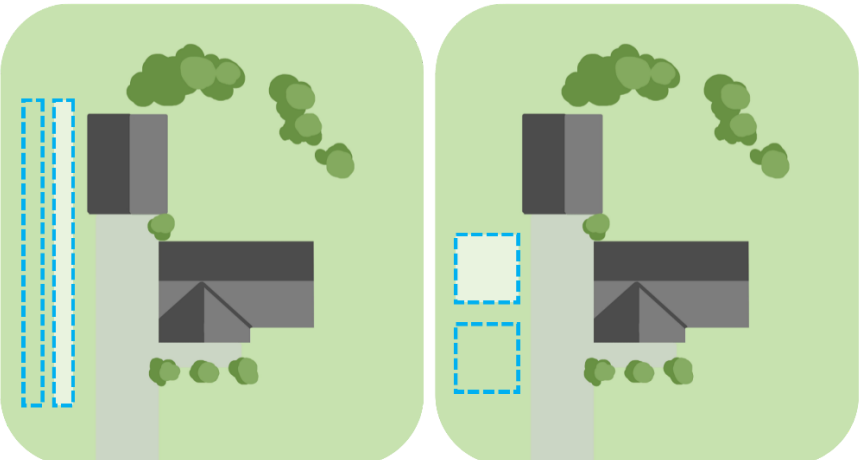
**DO:**



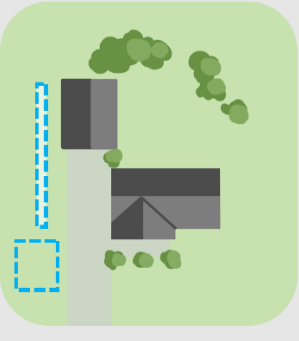
**DON'T:**



**DO:**



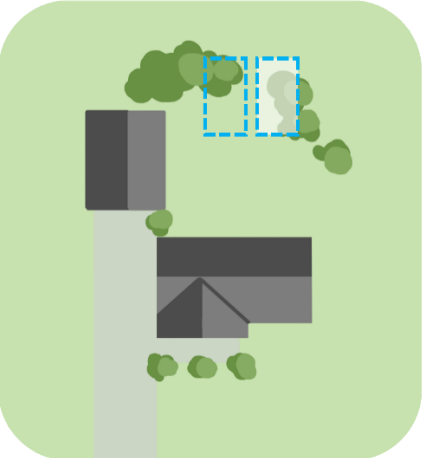
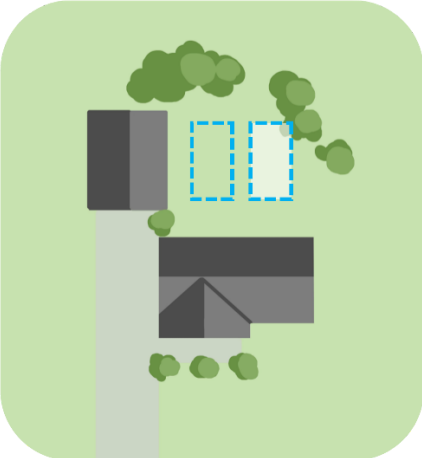
**DON'T:**



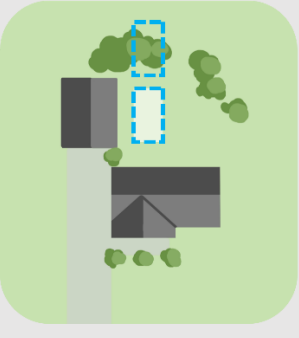
**KEY:**  Mowed lawn       Mowed survey area  
 Unmowed lawn       Unmowed survey area

**Tip 3: Survey areas should be similarly shaded by trees, buildings, etc. and should be equidistant from features like gardens.**

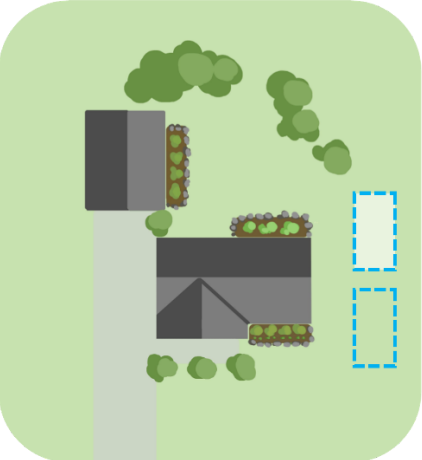
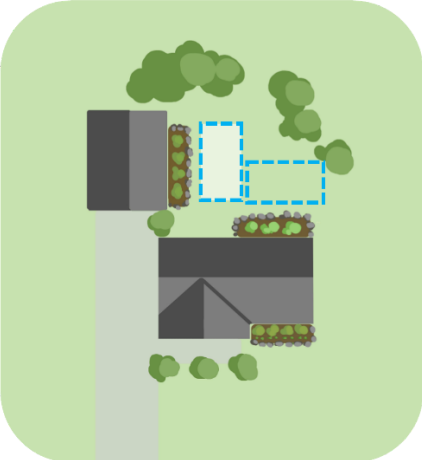
**DO:**



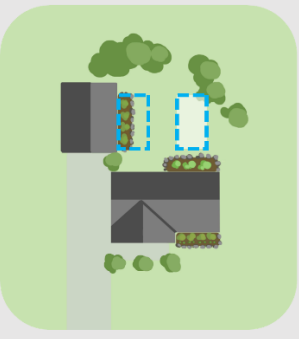
**DON'T:**



**DO:**



**DON'T:**



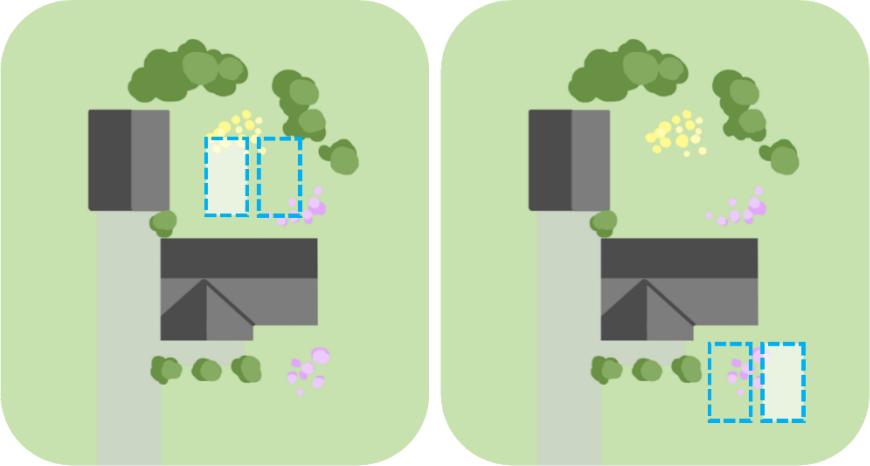
**KEY:**

- Mowed lawn
- Unmowed lawn

- Mowed survey area
- Unmowed survey area

**Tip 4: If you have an idea of where weedy flowering plants tend to grow in your lawn, try to choose survey areas that are similar in terms of the number and variety of flowers which tend to grow there.**

**DO:**



**DON'T:**



**KEY:**

	Mowed lawn		Mowed survey area
	Unmowed lawn		Unmowed survey area